





Corporate Parenting Panel December 2012 – Performance Update to October 2012

PI Ref	PI Description	England average 10/11	Best National 10/11	Best London 10/11	Harrow 10/11	Harrow 11/12	Target 12/13	Q1 12/13	Q2 12/13	Q2 notes	October update
NI 59	Timeliness of Initial Assessments (% complete in 10 working days)	75.5	Oldham (98.3) N Lincolnshire (98.2) C Bedfordshire (98.1)	K&C (97.3) Islington (95.0) Camden (94.3)	85.5	71.4	85.0	53.6	52.1	122 of 234 IAs were completed in 10 working days	47
NI 60	Timeliness of Core Assessments (% complete in 35 working days)	78.1	NE Lincolnshire (98.8) Oldham (97.2) Lambeth (95.4)	Lambeth (95.4) Richmond (90.8) Enfield (89.6)	80.5	83.6	83.0	68.7	65.3	241 of 369 Core Assessments were completed on time	64
NI 61	Timeliness of CLA adoptions following agency decision (%)	74.0	Ealing (100) Herefordshire (100) Reading (100)	Ealing (100) Lewisham (84.6) Southwark (82.4)	83.3	100.0	80.0	-	100.	1 adoptions YTD (1 out of 1)	100
NI 62	CLA placement stability: number of moves (% with 2+ moves)	10.7	Cambridgeshire (1.3) NE Lincolnshire (3.4) Northumberland (4.5)	Barnet (6.3) H&F (6.4) Islington (7.5)	15.0	16.2	11.0	2.0	6.9	11 out of 158 CLA have had 2+ placement moves YTD	9.7
NI 63	CLA placement stability: length of placement (%)	68.6	Halton (87.0) Bournemouth (86.0) Kingston (84.6)	Kingston (84.6) Westminster (81.1) Wandsworth (77.3)	66.7	71.4	68.0	69.2	71.4	10 of 14 children looked after for 2.5 years have been in the same placement for 2 years	71
NI 64	Ceased CPP that lasted 2 or more years (%)	6.0	Rutland (0.0) Stoke-on-Trent (0.0) Wiltshire (0.0)	K&C (2.1) Lambeth (2.9) Islington (3.0)	17.2	18.1	12.0	11.6	9.9	7 of 71 children no longer subject to a CPP had CPP plan lasting 2 or more years	10.1

PI Ref	PI Description	England average 10/11	Best National 10/11	Best London 10/11	Harrow 10/11	Harrow 11/12	Target 12/13	Q1 12/13	Q2 12/13	Q2 notes	
NI 65	CPP for 2nd or subsequent time (%)	13.3	Liverpool (2.1) Bexley (2.1) Milton Keynes (2.4)	Bexley (2.1) Richmond (3.9) Waltham Forest (4.3)	8.8	14.2	10.0	10.0	10.6	7 out of 66 children with a new CPP previously had a CPP	8.75
NI 66	Timeliness of CLA reviews (%)	tbc	tbc	tbc	96.8	98.6	100.0	-	98.7	155 of 157 children reviewed have had all reviews taken place within timescale YTD	100
NI 67	Timeliness of CPP reviews (%)	97.1	68 LAs with 100%	16 London LAs with 100%	100.0	100.0	100.0	100.0	100.0	All CPP clients have had CPP reviews within timescale	100
NI 147	% of Care Leavers in suitable accommodation	89.8	Ealing (100) Wandsworth (100) Havering (100)	Ealing (100) Wandsworth (100) Havering (100)	91.7	77.3	88.0	44.4	75.0	12 out of 16 former care leavers are in suitable accommodation (1 not recorded, 2 not in contact, 1 in custody)	71
NI 148	% of Care Leavers in education, employment or training	61.2	North Tyneside (88) Tower Hamlets (87) Knowsley (84)	Bexley (80) Richmond (80) Lambeth (79)	66.7	40.9	75.0	11.1	50.0	8 out of 16 former care leavers are in EET (1 not recorded, 2 not in contact)	53

	Dark Green represents top quartile (best 25%)
	Light Green represents third quartile.
	Amber represents the second quartile.
	Red represents the bottom quartile (worst 25%)

RAG ratings are currently based on Local Authority scores for 2010/11

